

# A brief history of The Hope Valley Line

The Hope Valley Line first opened to passengers in 1894 as the Dore & Chinley Railway.

By around 1970 the Hope Valley Line had reached a low point.

The Beeching Report in 1963 had recommended closure of the Hope Valley Line to all local stopping trains but the line was revived, on appeal.

Since then its fortunes have recovered and in the 21st century all stations along the line have seen a substantial increase in passenger numbers.



High Peak & Hope Valley Community Rail Partnership believe that all content is correct at time of publication. All efforts have been made to check the accuracy, but we apologise if any errors have been included. Published: August 2021



# Further Information

## Train Times

Hope Valley Line timetables are available at Sheffield and Manchester Piccadilly stations and also from:  
[www.northernrailway.co.uk/timetables](http://www.northernrailway.co.uk/timetables)  
National Rail Enquiries: [nationalrail.co.uk](http://nationalrail.co.uk)  
Telephone: 03457 48 49 50

## Train Tickets

For bus and train travel throughout Derbyshire use a Derbyshire or Greater Manchester Wayfarer ticket. Purchase either on board Northern trains or from staffed railway stations within the validity area of the tickets.  
To buy online tickets visit [northernrailway.co.uk](http://northernrailway.co.uk)

## Planning a journey:

National Rail Enquiries  
Full details of all train times, fares and rail travel information anywhere on the national rail network call: 03457 48 49 50  
or visit: [www.nationalrail.co.uk](http://www.nationalrail.co.uk)

For all the **latest news** about events, activities and "happenings" in the Hope Valley, visit [www.peakdistrictbytrain.org](http://www.peakdistrictbytrain.org)


## Walks between stations

Designated footpaths, exist linking all stations between Dore & Topley and New Mills Central.  
Use of OS map OL1 (The Dark Peak) recommended.  
Details of guided walks between stations to be found at: [www.peakdistrictbytrain.org](http://www.peakdistrictbytrain.org)



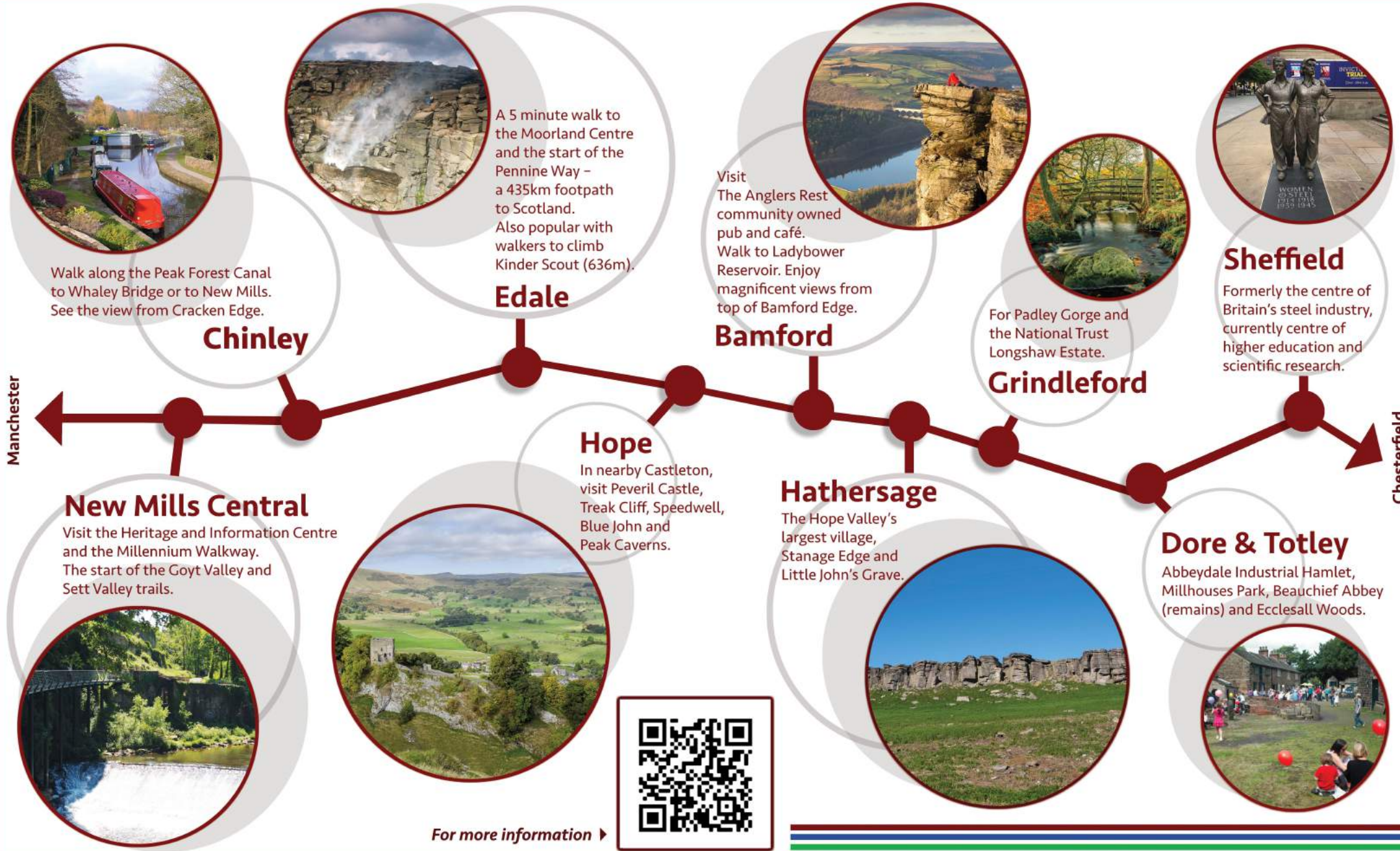
# EXPLORE

# The Hope Valley Line by train



# The Hope Valley Line

Your scenic route from city centre to countryside and places full of charm.



Manchester

Chesterfield



Walk along the Peak Forest Canal to Whaley Bridge or to New Mills. See the view from Cracken Edge.

## Chinley



A 5 minute walk to the Moorland Centre and the start of the Pennine Way – a 435km footpath to Scotland. Also popular with walkers to climb Kinder Scout (636m).

## Edale



Visit The Anglers Rest community owned pub and café. Walk to Ladybower Reservoir. Enjoy magnificent views from top of Bamford Edge.

## Bamford



For Padley Gorge and the National Trust Longshaw Estate.

## Grindleford



## Sheffield

Formerly the centre of Britain's steel industry, currently centre of higher education and scientific research.

## New Mills Central

Visit the Heritage and Information Centre and the Millennium Walkway. The start of the Goyt Valley and Sett Valley trails.




## Hope

In nearby Castleton, visit Peveril Castle, Treak Cliff, Speedwell, Blue John and Peak Caverns.

## Hathersage

The Hope Valley's largest village, Stanage Edge and Little John's Grave.



## Dore & Totley

Abbeyle Industrial Hamlet, Millhouses Park, Beauchief Abbey (remains) and Ecclesall Woods.



For more information ▶